

SolarGrid Energy Solutions

Inverter feedback ripple voltage



 **TAX FREE**    

ENERGY STORAGE SYSTEM

Product Model
HJ-ESS-215A(100KW/215KWh)
HJ-ESS-115A(50KW 115KWh)

Dimensions
1600*1280*2200mm
1600*1200*2000mm

Rated Battery Capacity
215KWH/115KWH

Battery Cooling Method
Air Cooled/Liquid Cooled



Overview

Can DC-link voltage ripple be analyzed for a non-electrolytic DC-link capacitor three-phase inverter?

To avoid these disadvantages, the DC-link voltage ripple must be fully analyzed for a non-electrolytic DC-link capacitor three-phase inverter. This paper presents the voltage ripple analysis of the voltage source inverter under the modulation methods of SPWM and SVPWM.

How is DC-link voltage ripple measured in a five-phase inverter?

In the case of a five-phase inverter supplying a five-phase R - L load, the dc-link voltage ripple across the dc-link capacitor was measured by Tektronix P5205A, 100 MHz, high voltage differential probe.

How voltage source inverter is rippled under modulation methods?

This paper presents the voltage ripple analysis of the voltage source inverter under the modulation methods of SPWM and SVPWM. The results show that the DC-link voltage ripple has special patterns which relate to switching frequency, modulation ratio, output current amplitude, load power factor, and reference voltage angle.

How DC-link current and voltage ripple affect inverter performance?

Abstract Inverter's performance and operating mode may be negatively affected by inverter input (dc-link) current and voltage ripple. It is a common experience that even theoretically balanced load.

What causes a voltage ripple on a DC-link capacitor?

For a conventional hard-switching three-phase voltage source converter, the DC-link capacitor should be big enough to mitigate the voltage ripple to a tolerable value. Generally, two reasons will cause the voltage ripple on the DC-link, one is the pulsating current at the switching frequency which will cause high frequency voltage ripple.

Is there a generalised approach to DC-link voltage switching ripple analysis?

Regarding the two-level multiphase VSIs, a generalised approach towards the dc-link voltage switching ripple analysis has been presented in Ref. The guideline for designing a dc-link capacitor, based on the maximum (peak-to-peak) value of the dc-link voltage ripple, has been provided considering balanced loads.

Inverter feedback ripple voltage



Voltage ripple analysis based on DC-link current harmonics for Voltage

Jun 20, 2019 · The voltage ripple is the predominant dc-link capacitor design parameter in automotive traction voltage source inverters. Therefore, the reduction of the voltage

230-V/250-W, Hi-i Sensorless Brushless DC Motor Drive ...

May 12, 2016 · TI Designs The TIDA-00472 is a discrete IGBT-based three-phase inverter for driving brushless DC (BLDC) motors rated up to 250 W using the sensorless, trapezoidal

...



Reducing the DC-Link Voltage Ripple by Optimized Pulse ...

Nov 7, 2024 · The DC-link capacitor represents a critical component in electric vehicle traction inverters, given that it constitutes the largest single volume within a traction inverter. The DC

...



Understanding and Mitigating

Inverter Feedback Ripple Voltage ...

Summary: Inverter feedback ripple voltage is a critical challenge in renewable energy systems. This article explores its causes, impacts on solar installations, and proven solutions. Learn ...



The strategy of second harmonic voltage match suppression ...

Apr 1, 2022 · A second band passing filter (BPF) feedback control loop is used to feedback the second harmonic ripple voltage in DC link into the storable modulation index. This strategy can ...

DC-Link Ripple Reduction for Parallel Inverter ...

Mar 22, 2023 · This paper proposes an analytical formulation-based minimization of DC link current ripples for interleaved parallel inverter systems. Parallel ...



Dynamic response of the current feedback ripple ...

Dynamic response of the current feedback ripple reduction method for a 15W, 10VAr step change. (a) Input current ripple component without ($K=0$)



and with ...

(PDF) Analysis of DC-Link Voltage Ripple in ...

Oct 1, 2018 · As the capacitance density of non-electrolytic capacitors are significantly lower than electrolytic capacitors, for a non-electrolytic capacitor ...



Analysis of DC-Link Voltage Ripple in Voltage Source ...

Dec 27, 2023 · The DC-link voltage ripple of a voltage source inverter using modulation methods of SPWM and SVPWM is analyzed in section II. The power loss calculation of DC-link ...

What should be the maximum allowable input ripple voltage ...

I need to design a 3 phase pwm inverter and I am not able to determine the input dc link capacitor because I don't know the standard criterion of allowable ripple

voltage.



Fast and robust DC link voltage control of single-phase grid ...

Dec 1, 2023 · When sensed and fed back to DC link regulation loop, DC link voltage ripple component distorts the grid-current reference, increasing corresponding THD value [10]. ...

What is Ripple Voltage in Victron Inverters?

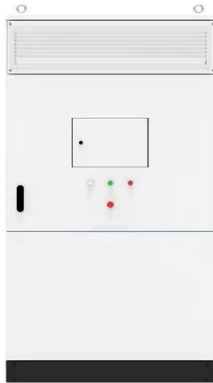
Jan 14, 2024 · Acceptable Ripple Voltage Levels: Normal: In a perfectly wired installation with the inverter under full load, a ripple voltage of + / - 0.6 to 0.8 volts is considered normal. Pre ...



Low-frequency current ripple reduction in front-end boost ...

Nov 7, 2012 · The low-frequency current ripple that always appears at the input of the single-phase DC/AC inverters decreases the lifetime of DC voltage

sources, such as fuel cells and ...



Time-Offset Injection Method for Neutral-Point AC Ripple Voltage

Jun 1, 2015 · The purpose of neutral-point voltage balancing algorithms in the three-level neutral-point clamped (3L-NPC) topology is to eliminate the voltage unbalance of top- and bottom-side ...



Harmonic Distortion Caused by Single-Phase ...

May 30, 2018 · The inverter is modeled as a time-varying system by considering the DC-link voltage ripple. A closed-form solution is derived to calculate the ...

Research on DC-Link Ripple Voltage Compensation for ...

Aug 9, 2024 · Photovoltaic systems are generating interest as efficient renewable energy sources owing to the lowering of the price and cost of power

generation with the progress of research

...



Outer voltage control loop and inner current ...

Download scientific diagram , Outer voltage control loop and inner current control loop for the left hand side boost converter leg. from publication: An Input

...

Evaluation of DC voltage ripple in three-phase PWM voltage source inverters

Jun 21, 2017 · Determination of dc-link voltage switching ripple in three-phase PWM voltage source inverters (VSI) is important for the selection and design of the dc-link capacitor. In this ...



[PDF] A Compound Control Strategy for Improving the ...

Oct 18, 2019 · Simulation and experimental results indicate that the compound control strategy effectively

improves the static and dynamic characteristics of the DC-link voltage and reduces ...



Analysis of dc-Link Voltage Switching Ripple in Three ...

The three-phase voltage source inverter (VSI) is de facto standard in power conversion systems. To realize high power density systems, one of the items to be correctly addressed is the ...



Analysis of DC-Link Voltage Ripple in Voltage Source Inverters ...

Oct 23, 2018 · In this paper, the DC-link voltage ripple is analyzed for an inverter without electrolytic capacitor. As the capacitance density of non-electrolytic capacitors



Theoretical and Experimental Investigation of ...

Direct current (DC)-link voltage ripple analysis is essential for determining harmonic noise and for DC-link capacitor design and selection in single-phase ...



SVM strategy and analysis of a three-phase quasi-Z-source inverter ...

Aug 2, 2023 · Herein, we propose a novel three-phase quasi-Z-source inverter with a high voltage transmission ratio to address challenges such as high switching loss and sizeable magnetic ...

Feedforward Ripple Cancellation for a Full-Bridge ...

Jul 19, 2016 · Depending on the battery technology, this ripple could lead to excessive, unacceptable peak currents, and even discontinuous charging current. This paper presents a ...



Analysis and minimization of input ripple current in PWM inverters ...

Jun 1, 2006 · This paper presents the implementation of a technique to minimize the input ripple current in three-



phase voltage-source pulse width modulated (PWM) inverters when supplying ...

Voltage Multiplier Cell-Based Quasi-Switched Boost Inverter ...

Feb 18, 2019 · A novel single-phase single-stage voltage multiplier cell-based quasi-switched boost inverter (VMC-qSBI) is proposed in this paper. By adding the voltage multiplier cell to ...




Maximum power extraction and DC-Bus voltage regulation ...

Nov 19, 2022 · This presumption results in the inverter's dynamic impedance to be dependent on the variation of the DC-Bus voltage since the changed impedance is exactly proportional to the ...

Evaluation of Current Ripple Amplitude in Three-Phase ...

Nov 17, 2020 · Abstract -- Determination of current ripple in three-phase PWM voltage source inverters (VSI) is

important for both de-sign and control purposes, since this is the most ...



Research on DC-Link Ripple Voltage Compensation for ...

Oct 21, 2024 · The ripple voltage affects the inverter controller and generates harmonics in the out-put inverter current, thereby increasing the current distortion factor and degrading the overall ...

Analysis of DC-Link Current and Voltage Ripple: Three-Phase

Jan 5, 2019 · A complete analysis of dc-link voltage ripple for three-phase two-level inverters is presented in [4], considering both switching frequency and double fundamental frequency ...



Ripple Current Analysis of Three-level Inverter based on ...

Feb 18, 2016 · In this paper, with the three level voltage inverter using space vector pulse width modulation (SVPWM)

as the study object, the ripple current of the inductor current in is analyzed.



Analysis of dc-Link Voltage Switching Ripple in Three ...

Aug 2, 2024 · Analytical results were validated both by simulations and comprehensive experimental tests.
Keywords: voltage ripple; voltage source inverter; three-phase inverter; dc ...



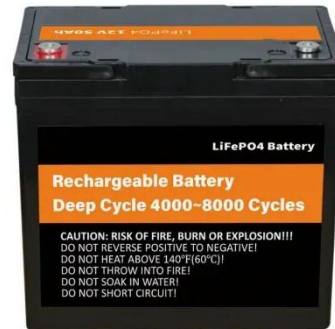
Voltage ripple analysis of simplified active power ...

Oct 1, 2014 · As for the compensation of unbalanced load, a simplified active power quality compensator (SAPC) was discussed, which consists of a three-phase two-leg inverter and a ...

Evaluation of DC voltage Ripple in Three-Phase ...

PDF , On Apr 7, 2017, marija vujajic and others published Evaluation of DC voltage Ripple in Three-Phase PWM Voltage Source Inverters , Find, read and

...



Experimental result of DC-link voltage ripple in ...

Oct 10, 2023 · In this paper, the DC-link voltage ripple is analyzed for an inverter without electrolytic capacitor. As the capacitance density of non-electrolytic ...

Contact Us

For catalog requests, pricing, or partnerships, please visit:
<https://www.wf-budownictwo.pl>