


SolarGrid Energy Solutions

**Base station abnormality please
unplug the power supply**



Overview

Why is my base station not turning on?

Hi, If the base station is not turning on when power is connected to either the DC-In jack or the mini USB port then there is a problem with the power supply circuit on the motherboard.

How do I fix a faulty base station?

Try resetting the base station and see if this resolves the problem; - Unplug the power supply unit. - Press and hold the paging key on the base station. - Press and hold the paging key on the base station for another 5 seconds, then release it. If it now works you will have to re-register the handsets with the base station again.

How to check if a power supply is malfunctioning?

When the whole application is running, it can be difficult to find the source of a malfunction. Thus, if possible, test the power supply without any other component. Then, add one by one components or functional parts. This method helps to validate each part independently and identify malfunctioning parts.

Why does my Valve Index base station show a “setup error”?

The red light can come on during a channel conflict and your Valve Index base station could show a “Setup Error” for as long as it remains. Here’s how to adjust the Valve Index’s channel settings: Launch the SteamVR app and go to “Devices”. Click “Base Station Settings” from the category. Next, go to “Configure Base Station Channels”.

Why is there a red light on my base station?

Your headset and base stations need to be consistently synchronized to function properly and host your play area. The red light on the base station could be indicating a fault in the headset itself, rather than a problem with the

station. If so, we recommend a factory reset to erase all settings of the Valve VR.

Why is my Valve Index base station flashing red?

One of the potential reasons to inspect when a Valve Index base station is flashing red is the wall outlet and the voltage output. So, for the next step, we recommend connecting the base station directly to an alternative power outlet, without including any third-party equipment in the setup.

Base station abnormality please unplug the power supply



How to Repair your Base Station Internal Power ...

Feb 17, 2018 · However, your first strategy should be to get Apple to replace the unit rather than repair it yourself. If your base station is broken but still under ...

How to Reset the Base Station , SimpliSafe Support Home

When troubleshooting your system, there may come a time when you need to reset your Base Station to clear out any errors. Before Getting Started You'll need to be able to access the ...



- ☒ IP65/IP55 OUTDOOR CABINET
- ☒ WATERPROOF OUTDOOR CABINET
- ☒ 42U/27U
- ☒ OUTDOOR BATTERY CABINET

Unable to connect after power/internet outage

5 days ago · If your camera is cable-powered, please unplug and plug the power supply to the outlet. To reboot your base station or SmartHub, press the on/off button on the back of the ...

Diagnosing Power Supply, Failures, Symptoms ...

5 days ago · 1. Introduction
Understanding and diagnosing power supply issues is essential in the electronics field, as the power supply is an important ...



Valve Index Base Station Blinking Red? Here's ...

Fix your Valve Index base station blinking red light issue today! Quick troubleshooting steps to get you back to flawless VR gaming.

MOZAR9DirectDrive WheelBase MOZ

4 days ago · Use only AC power provided by a standard wall outlet to avoid damage to the product. Do not expose the device to heat sources. Unplug the power cord of the device if it ...



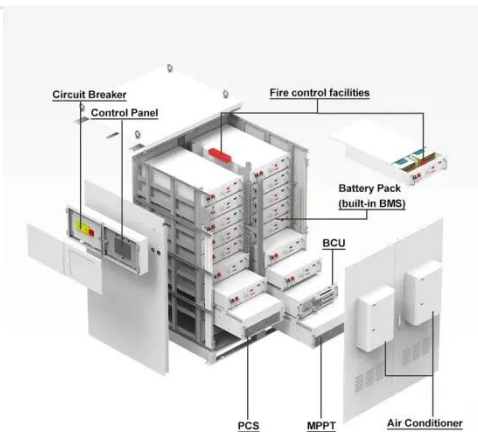
Power Base Station

Base station power refers to the output power level of base stations, which is defined by specific maximum limits (24 dBm for Local Area base stations and 20 dBm for Home base stations) ...



Summary of common problems and solutions ...

Apr 30, 2024 · How to repair Antminer network failure? If the miner does not start, check whether the hash board, control board, and power supply are faulty. ...



FIX: HTC Vive/Valve Index base station not detected by ...

Jun 3, 2024 · Are you facing VR base station (1.0 or 2.0) sensor/tracking issues like not getting detected, not turning on, or having issues with SteamVR? These are quite common issues in ...

Service-Portal , Gigaset

1. Reset the base: Unplug the power supply unit. Press and hold the paging button on the base station. Plug the power supply unit back in. Press and

hold the paging button on the base for ...



Arlo Base Station Offline

Apr 8, 2023 · Primarily, the Arlo base station runs offline when disconnected from your router, falling out of sync with the cloud servers.

11 Most Common Signs of a Power Supply ...

Dec 2, 2022 · The 11 most common signs of a power supply failure that will occur if the power supply unit going bad or fails as well as the reasons behind PSU ...



What should I do if my S1 Pro's Unclean(TM) Station triggers ...

Step 1: Confirm the voltage requirements in the United States and Japan
Step 2: Confirm the voltage requirements in European countries
Step

3: Check the robot and the Unclean(TM)
...



Transmitter base station not working at all

Feb 18, 2021 · If the base station is not turning on when power is connected to either the DC-In jack or the mini USB port then there is a problem with the power supply circuit on the ...




PowerEdge:????????????????

????? PSU ???????,?????? PSU ?????? ??????
PSU ??? PSU ???????,?????? (PDB)
????????? ...

CN114325141B

The embodiment of the invention provides a base station electric quantity abnormality monitoring method, a device and a readable storage medium.



Base Station Error

Aug 28, 2019 · After i got the HTC Vive 1 month later, Base Station B started blinking red for no reason, and it says "A Base station has developed an internal problem. Please unplug and ...

DECT IP Multi-Cell Base Station

Sep 17, 2019 · If the device is left unused for a rather long time, disconnect it from the Contact Information power supply and unplug the power plug. YEALINK NETWORK TECHNOLOGY ...



Power Supply Solutions for Wireless Base Stations Applications

MORNSUN has designed entire collections of power supplies and related electrical components, which are all known in the industry for their high

reliability and quality. In particular, MORNSUN ...




How to Repair your Base Station Internal Power ...

Feb 17, 2018 · How to repair a broken Apple Airport Base Station or Lucent Access Point. Failures occur due to bad capacitor choices and overheating.



CN114325141A

Aug 5, 2022 · Embodiments of the present invention provide a method, a device, and a readable storage medium for monitoring abnormal power of a base station. In the embodiment of the ...



Gigaset C430A shows "Please check phone connection"

Oct 6, 2022 · Try resetting the base station and see if this resolves the problem; To reset the base station: - Unplug the power supply unit. - Press

and hold the paging key on the base station. - ...




Installation Manual for the BS4 Basestation

Aug 18, 2025 · Isolate and test the source power supply and connect the base station power cable to the supply via a connector or junction box suitable for the installation environment.

Service-Portal , Gigaset

Please also disconnect the power supply of the base and the router from the mains for 10 seconds. This procedure restarts the software in the handset and in the base. However, no ...



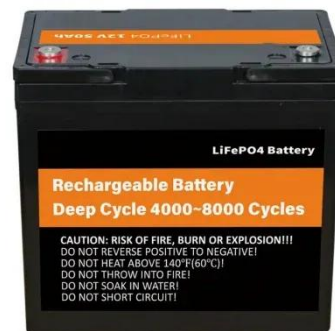
?????????abnormal

Dec 16, 2014 ·
S5700????????????????????
????ESN???? ??????????. ???????.



Understanding and Addressing 5 Key Power ...

Nov 5, 2021 · This article will take a deeper look at five key power supply problems, how to know when they arise, and the best ways to address or ...



The power supply design considerations for 5G ...

Jul 1, 2021 · An integrated architecture reduces power consumption, which MTN Consulting estimates currently is about 5% to 6 % of opex. This percentage ...

Valve Index Base Station Blinking Red? (Let's Fix ...

Feb 26, 2025 · To power cycle the base station, unplug the power cord from both ends and wait for a total of 60 seconds. After roughly a minute has elapsed, ...



Troubleshooting Guide: How to Fix Arlo Base Station Offline ...

Aug 6, 2023 · Ensure that your Arlo base station is within range of your Wi-Fi router for a stable connection. Regularly update the firmware of both your base station and cameras to ensure ...

Distribution network restoration supply method considers 5G base

Feb 15, 2024 · Aiming at the shortcomings of existing studies that ignore the time-varying characteristics of base station's energy storage backup, based on the traditional base station ...

ESS



Diagnosing Power Supply, Failures, Symptoms and Causes

5 days ago · When the whole application is running, it can be difficult to find the source of a malfunction. Thus, if possible, test the power supply without

any other component. Then, add ...



R9 V2 Wheel Base User Manual

Sep 27, 2024 · Connect the power connector and type-B USB connector into the corresponding ports on the rear of the R9 V2 base, plug the PSU into a power socket and connect the type-A ...



Contact Us

For catalog requests, pricing, or partnerships, please visit:
<https://www.wf-budownictwo.pl>